






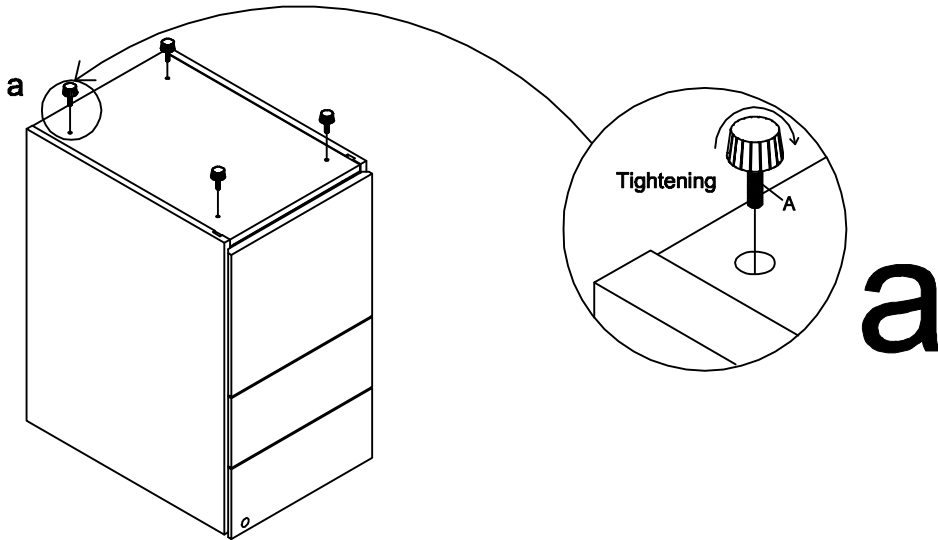


Assembly Instructions MODEL NO.:MR22BBF

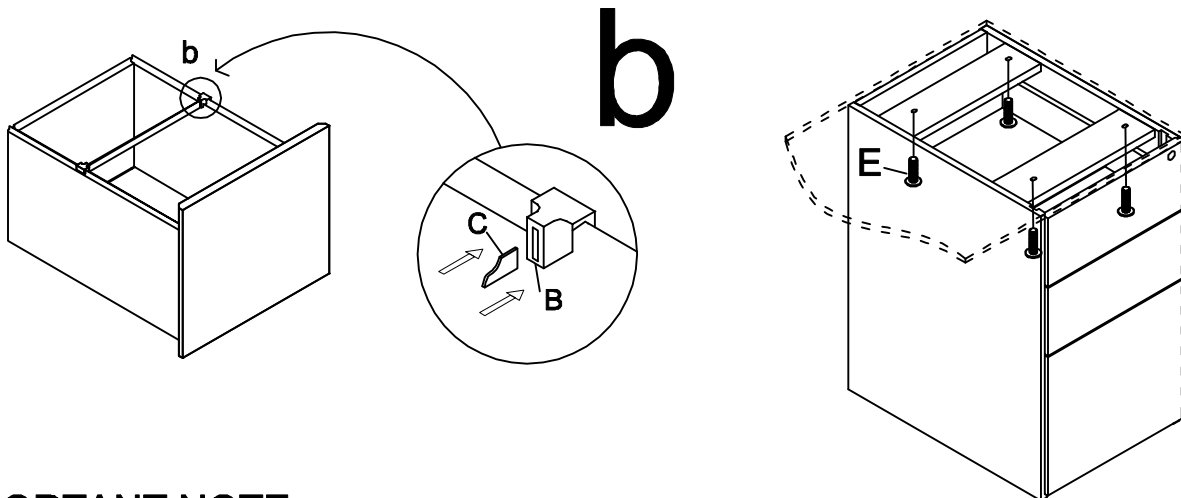
BOX/FILE PEDESTAL **V02/10-12**

GLIDE	TUNOO1FC	TUNOO2AB	KEYS	TUNO27SC
A  Glide M8*25 4 Pcs	B  File Clip 2 Pcs	C  297*11.5*2.5mm Aluminium Bar 1 Pcs	D  Keys 1 Set	E  Screw M6*30MM 4 Pcs+1 Pcs

STEP 1



STEP 2



IMPORTANT NOTE

- .It is advisable to assemble unit on a carpet to avoid scratch.
- .Check to be sure that you have all parts and hardware.
- .Don't tighten all screws/bolts until all completely assembled
- .It is recommended to require 2 persons to complete the assembling.

CARE & CLEANING

Wood Veneer Finishes:Following the direction of the grain ,wipe with a soft damp cloth ,then a soft dry cloth.For heavier soils,try a mild soap solution(do not use spray polishes,solvents or products containing ammonia),then repeat the above steps.

Remove drawers to attach to top
of shell use 4(E) M6*30mm screws provided