

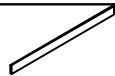

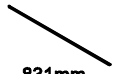


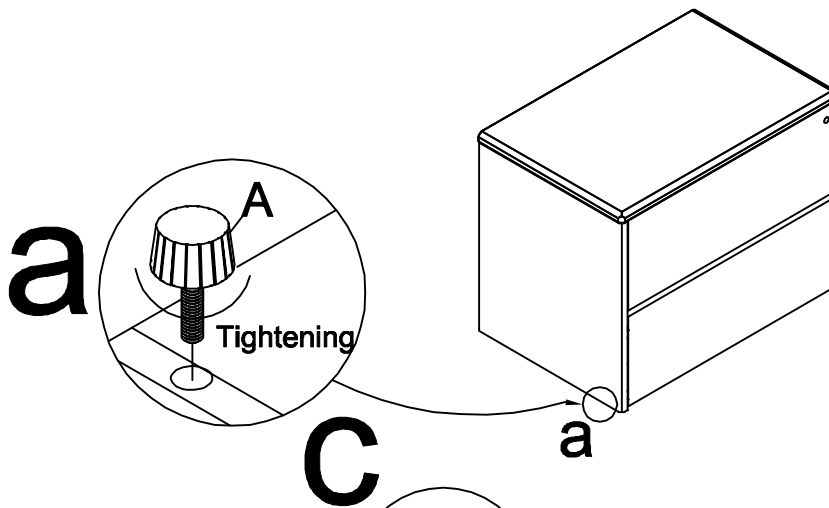


Assembly Instructions
MODEL NO.:MR3624LF
LATERAL FILE, 2 DRAWER

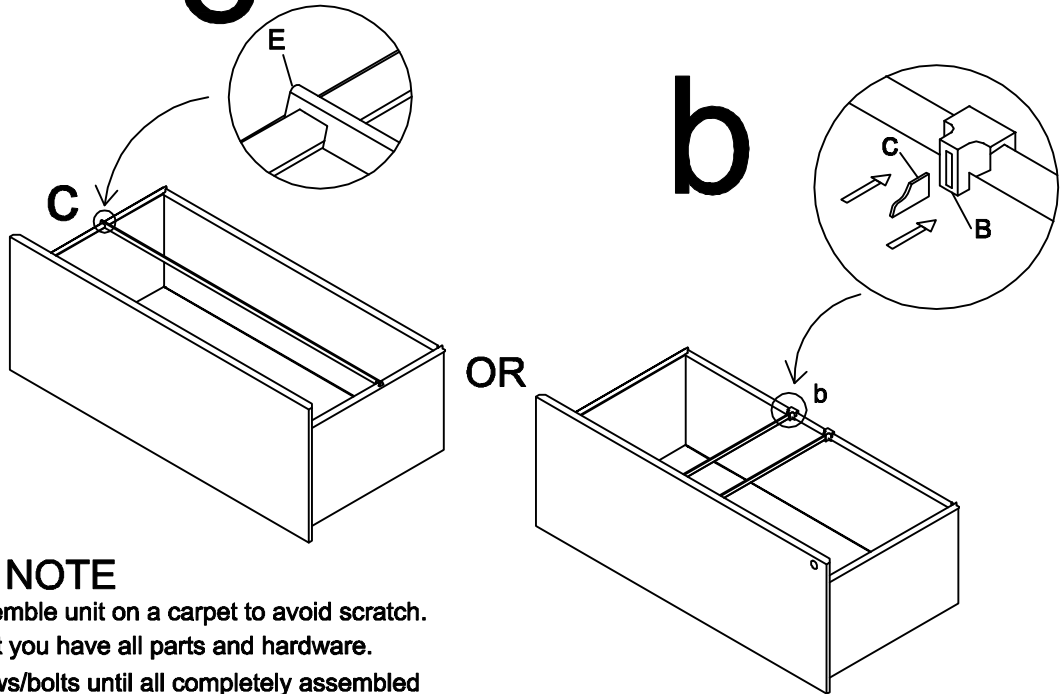
V02/10-12

GLIDE	TUN001FC	TUN002AB	KEYS	TUN002AB
A  Glide M8*25 4 Pcs	B  File Clip 8 Pcs	C  366*11.5*2.5mm Aluminium Bar 4 Pcs	D  Keys 1 Set	E  831mm File Hanging Bar 2 Pcs

STEP1



STEP2



IMPORTANT NOTE

- .It is advisable to assemble unit on a carpet to avoid scratch.
- .Check to be sure that you have all parts and hardware.
- .Don't tighten all screws/bolts until all completely assembled
- .It is recommended to require 2 persons to complete the assembling.

CARE & CLEANING

Wood Veneer Finishes:Following the direction of the grain ,wipe with a soft damp cloth ,then a soft dry cloth.For heavier soils,try a mild soap solution(do not use spray polishes,solvents or products containing ammonia),then repeat the above steps.