




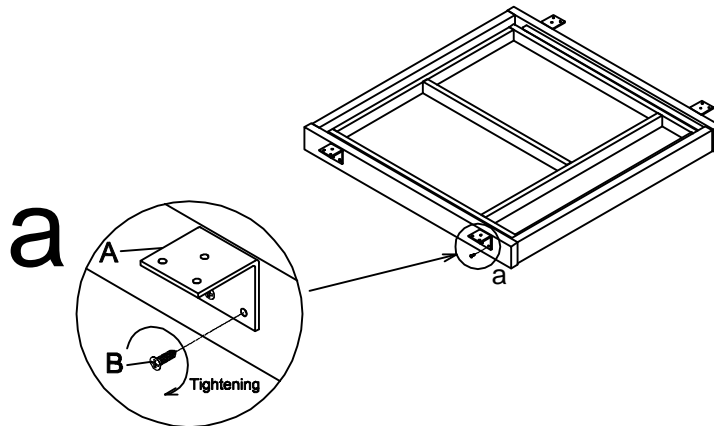


Assembly Instructions
MODEL NO.:SL20CD
CENTER DRAWER

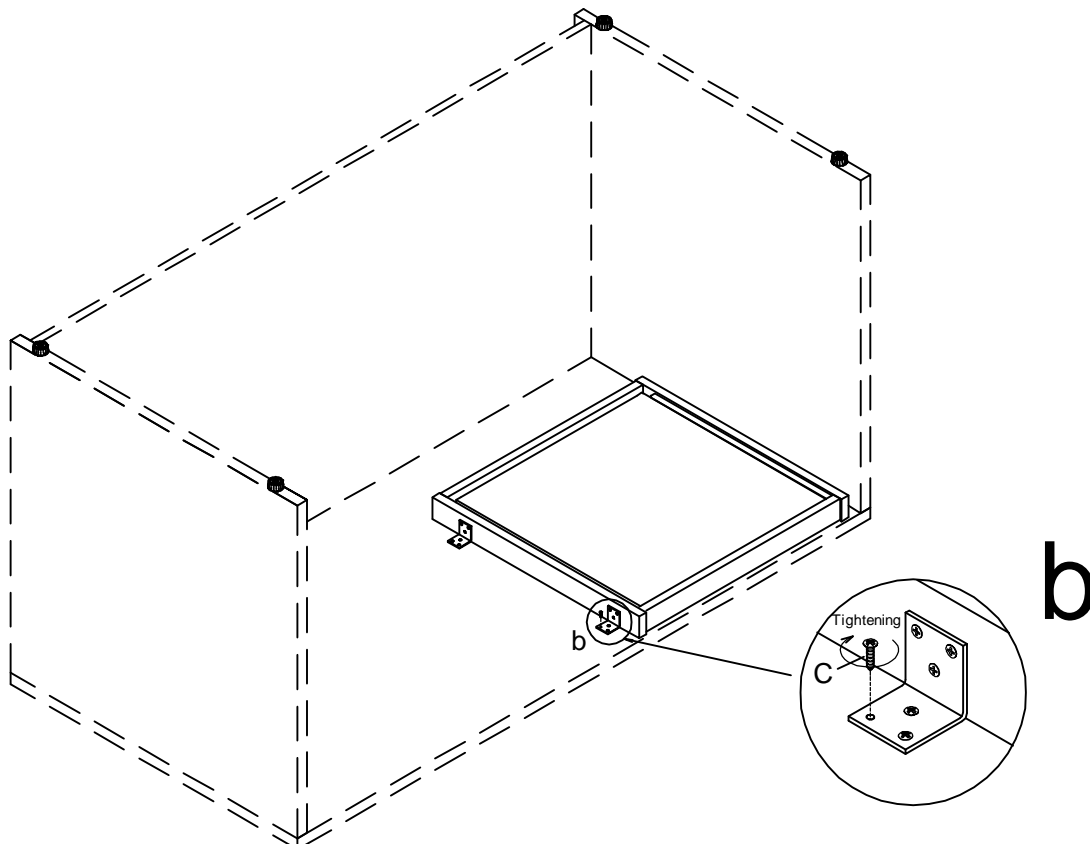
LO2/02-09

TUN013LB	SCREW	SCREW
A  L-Bracket 4Pcs	B  Screw #4*14 12Pcs+2Pcs	C  Screw #4*20 12Pcs+2Pcs

STEP1



STEP2



IMPORTANT NOTE:

- It is advisable to assemble unit on a carpet to avoid scratch.
- Check to be sure that you have all parts and hardware.
- Don't tighten all screws/bolts until all completely assembled.
- It is recommended to require 2 persons to complete the assembling.